



SafeChurch®  
Risk Management Resources for GuideOne Customers



## SAFE CHURCH TRANSPORTATION TEST

Enter [www.safechurch.com](http://www.safechurch.com) in your web browser

Click on the “click here to join” link in the “Members Logon” box

### Members Logon

  
 **GO**  

Not a member yet? [Click here to join.](#)  
Forgot your password? [Click here.](#)  
Are you a GuideOne agent? [Click here.](#)

### New User Registration

#### Registration Step 1

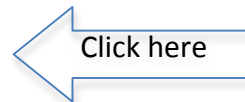
Access to the SafeChurch site can be obtained through one of the following three options:

- Join using your GuideOne Policy information.
- Join using your GuideOne Quote Number.

**OR**

- Join using your church's SafeChurch access key. (This key was provided and can be obtained from the individual who registered your church to the SafeChurch site or a SafeChurch site church administrator.)

**Next**



### New User Registration

#### Registration Step 2

#### **SafeChurch User License Agreement**

Click the "I Accept" button below to accept these terms and conditions and begin using the SafeChurch web site:

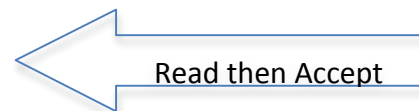
**TERMS OF SERVICE LICENSE AGREEMENT**

This Service is provided to individuals who are at least 14 years old. By completing the registration process, you agree to all terms and conditions of the service.

**Member Account**

To register for the service, you must provide current, complete, and accurate information on the registration form. SafeChurch is a service limited to GuideOne Insurance commercial customers as an additional benefit of insuring your organization with GuideOne. Access to the SafeChurch Web site is granted as long as you have an active commercial insurance policy with GuideOne but will be suspended upon termination or cancellation of your policy with GuideOne. GuideOne reserves the right to terminate access to the SafeChurch Web site in the event the company ends its involvement in the site.

**Cancel** **Previous** **I Accept**



**New User Registration**

Registration Step 3

You are registering as a user who is a member of a church that is registered in this system.

In order to verify your permission to create a new user account, please enter the SafeChurch church access key that was provided to you by your church administrator.

Church Access Key:

[Previous](#) [Next](#)

Enter: 9g4gqsqd

**New User Registration**

Registration Step 4


Great. Let's now setup your user account, starting with your new User Name and Password.

User Name:

Your new password needs to be 6 to 15 characters long and is case sensitive. It must also contain at least one number and one letter.

Enter Password:

Confirm Password:

Security Question:  

Security Answer:

[Previous](#) [Next](#)

Complete this section


**Members Logon**

[GO](#)








Not a member yet? [Click here to join.](#)

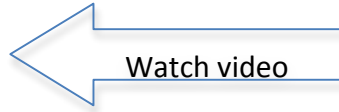
Forgot your password? [Click here.](#)








Are you a GuideOne agent? [Click here.](#)

- NEW? START HERE** 
- Starting a Safety Ministry
  - Emergency Preparedness
  - Facility Safety
  - Financial Safeguards
  - Employee & Volunteer Safety
  - Children & Youth Safety
  - Transportation Safeguards

Select "Transportation Safeguards"

Training Curriculum	
	<a href="#">15-Passenger Van Driver Training Video (16 Min.)</a>
	<a href="#">15-Passenger Van Driver Training Article (PDF)</a>
	<a href="#">Vehicle Self-Inspection Checklist (PDF)</a>
	<a href="#">Vehicle Self-Inspection Checklist Directions (PDF)</a>
	<a href="#">Vehicle Safety and Survival Equipment (PDF)</a>
	<a href="#">Trip Safety Rules Agreement (PDF)</a>
	<a href="#">Accident Report Packet (PDF)</a>
<a href="#">Take Test Now !</a>	



Training Curriculum	
	<a href="#">15-Passenger Van Driver Training Video (16 Min.)</a>
	<a href="#">15-Passenger Van Driver Training Article (PDF)</a>
	<a href="#">Vehicle Self-Inspection Checklist (PDF)</a>
	<a href="#">Vehicle Self-Inspection Checklist Directions (PDF)</a>
	<a href="#">Vehicle Safety and Survival Equipment (PDF)</a>
	<a href="#">Trip Safety Rules Agreement (PDF)</a>
	<a href="#">Accident Report Packet (PDF)</a>
<a href="#">Take Test Now !</a>	

